
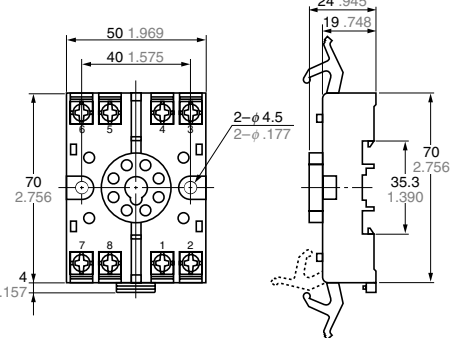
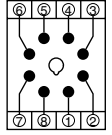
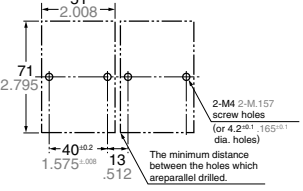

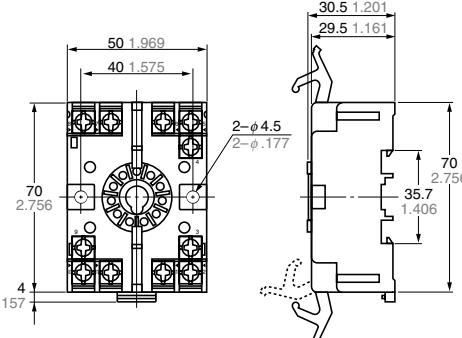
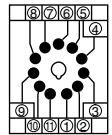
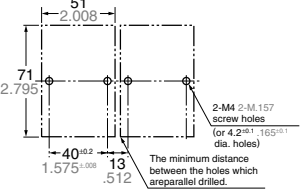



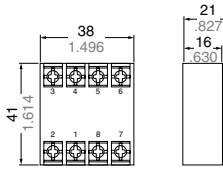
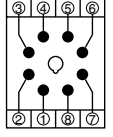

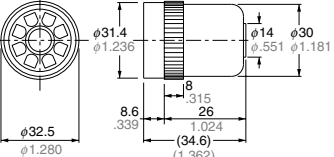


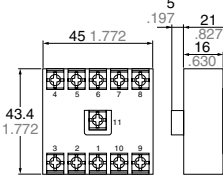
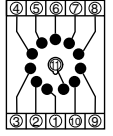
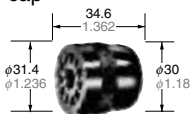
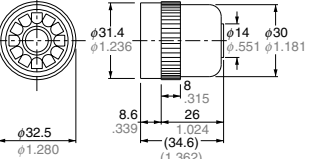
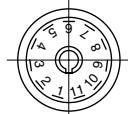
DIN SIZE COUNTERS COMMON OPTIONS

Terminal sockets (Unit: mm inch, Tolerance: $\pm 1 \pm .039$)

Type	Appearance	Dimensions	Terminal wiring (Top view)	Mounting hole dimensions
LC4H (8-pin type)	<ul style="list-style-type: none"> • DIN rail socket (8-pin)  <p>ATC180031</p>		 <p>Note: Terminal No. on the main body are identical to those on the terminal socket.</p>	
LC4H LC4H-S LC4H-W (11-pin type)	<ul style="list-style-type: none"> • DIN rail socket (11-pin)  <p>ATC180041</p>		 <p>Note: Terminal No. on the main body are identical to those on the terminal socket.</p>	

Note: The terminal numbers on the counter are identical to those on the terminal socket.

Sockets (Unit: mm inch, Tolerance: $\pm 1 \pm .039$)

Type	Appearance	Dimensions	Terminal wiring (Top view)	Mounting hole dimensions
LC4H (8-pin type)	<ul style="list-style-type: none"> • Rear terminal socket  <p>AT78041</p>			—
	<ul style="list-style-type: none"> • 8P cap  <p>AD8-RC</p>			—
LC4H LC4H-S LC4H-W (11-pin type)	<ul style="list-style-type: none"> • Rear terminal socket  <p>AT78051</p>			—
	<ul style="list-style-type: none"> • 11P cap  <p>AT8-DP11</p>			—

Note: The terminal numbers on the counter are identical to those on the socket.

